

AS SEEN ON THE BLOCK

FRONT DECKS & BACK COURTYARDS

EXTERIOR SURFACE RANGES:

RESORTDECK With UltraShield
Six natural matte colour finishes

TIMBERTECH PRO RESERVE*
4-sided cap, low-gloss, wood grain
* Available in Australia only

CASADECK
MixDure matte colour technology

EXTERIOR TILE RANGES
Structural porcelain vitrified tiles

ULTRAPLUSH TURF
Durable, easy-care synthetic grass

EXTERIOR FLOORING SYSTEM:

QWICKBUILD
Aluminium Framing System
Supports & integrates with:

- Composite decking
- Hardwood decking
- Structural exterior tiles
- Turf on baseboards
- A combination

PEDESTALS
QWICKCLIP TWISTS
QWICKGRATES

FOR MORE INFORMATION
AUS: 1800 722 465
NZ: 0800 77 88 77
www.outdure.com

 @OUTDURELIVING

 @OUTDURE

 @OUTDURE

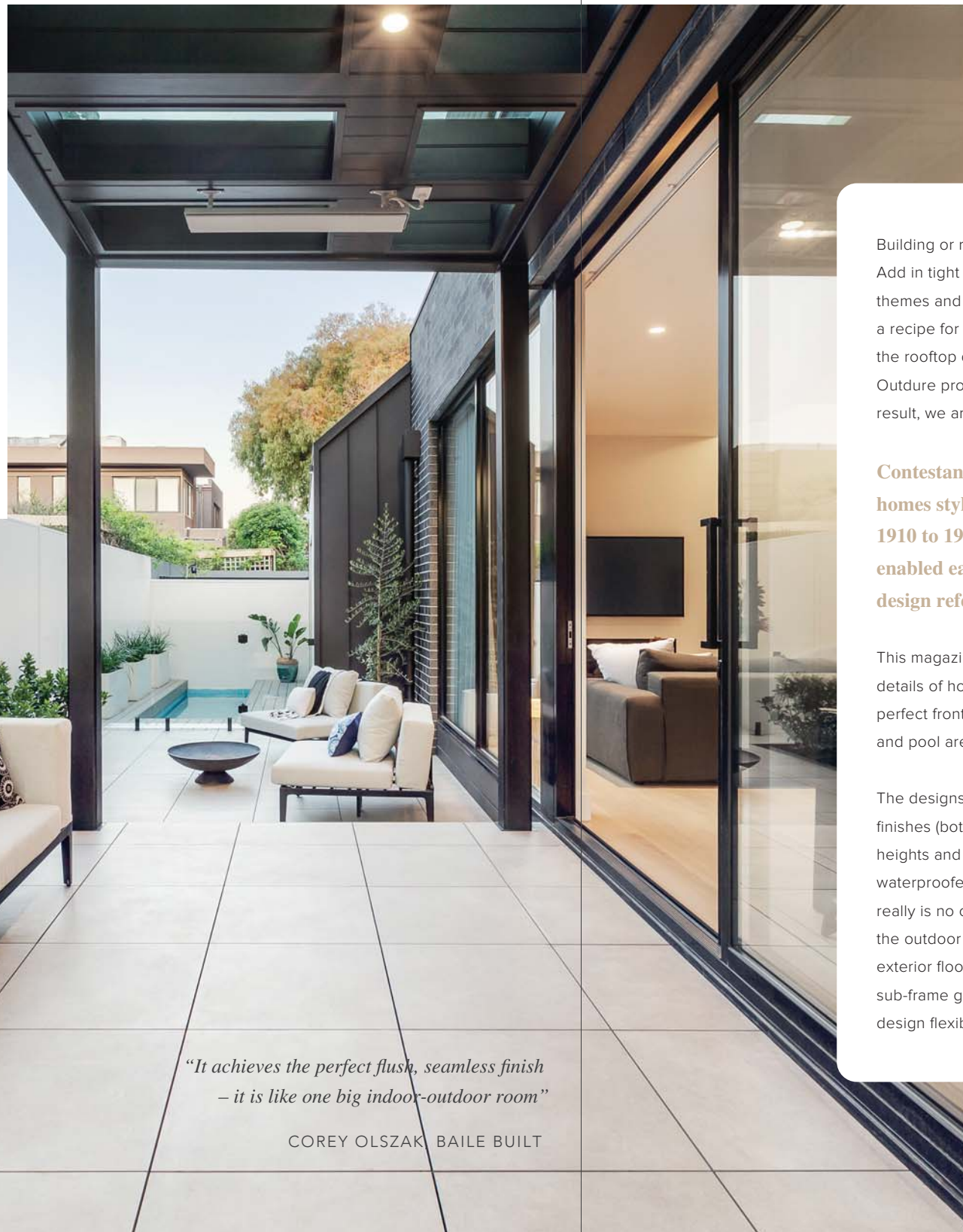
 OUTDURE®

 OUTDURE®

OUTDURE® + THE BLOCK



HOUSE 5



*"It achieves the perfect flush, seamless finish
– it is like one big indoor-outdoor room"*

COREY OLSZAK BAILE BUILT

Building or renovating a home can be a big task. Add in tight budgets and deadlines, strict style themes and camera crews and it's going to be a recipe for drama. Last season on The Block, the rooftop decks and alfresco spaces featuring Outdure products were a huge success, as a result, we are proud to be back again this year.

Contestants this season transform five homes styled to a different decade from 1910 to 1950. Outdure's versatile ranges enabled each couple to create a unique design referencing their particular era.

This magazine-style brochure shares tips and details of how the contestants created their perfect front entrance deck, back courtyards and pool areas with Outdure's durable products.

The designs incorporated multiple surface finishes (both decking and pavers), over multiple heights and substrates (ground, concrete and waterproofed areas). With all the variables, there really is no other solution more suitable to create the outdoor spaces than Outdure's QwickBuild exterior flooring system, a structural aluminium sub-frame giving the contestants the ultimate design flexibility!

RESORTDECK
CARIBBEAN

RESORTDECK
SUNSET



DECKING ON
QWICKBUILD



TwistClips

TIMBERTECH*
STORM GRAY

* Australia only

RESORTDECK
HAVANA

FRONT ENTRANCE DESIGN TIPS

The contestants selected from Outdure's quality ranges of surfaces to create their unique looks. Instead of traditional timber sub-frames, all decking and tiles were installed on QwickBuild system as the support structure. The light-weight framework is made from moisture-proof, Global Green Tag certified structural aluminium, which means your deck will remain perfectly straight for years to come and you don't have to worry about it rotting. QwickBuild also makes it simple to create a flush finish between the deck and the interior floor level, so no 'step-down' which is an easy way for the contestants to add value to the houses.

All our decking boards are made from recycled composite, CasaDeck is our original board range with a matte finish and excellent non-slip rating, beautiful ResortDeck looks like a freshly oiled timber hardwood and TimberTech Pro Reserve* range with its low gloss wood grain finish has an industry-leading 30-year warranty.

HOUSE 1

GET THE LOOK

HARRY & TASH

It was a stressful week for the father and daughter duo but the result is charming and sophisticated. In keeping with the 1920s era, the front facade of the house had two ornate balconies both finished with the Mineral Oasis tiles; with ResortDeck Seasalt boards leading up to the front door and around the side of the house. The boards are fastened using the hidden Qwick TwistClips onto QwickBuild. We love this functional, inviting space with loads of greenery and thoughtful design features.

DANIEL & JADE

The brief was to maximise the sunny porch in classic 1930s style. To visually tie in with their entrance gate, a beautiful hardwood timber decking board was fixed onto QwickBuild for their verandah and dramatic, elevated pathway to the front door.

LUKE & JASMIN


House 4 referenced a 1910s federation look with ResortDeck Havana boards perfect for the style and a nice contrast to their concrete stairs. The front of the deck is beautifully finished with Havana trim/fascia, again all installed on QwickBuild.

JIMMY & TAM

Complete with cactus and pink accents, House 5 went all out on the Palm Springs vibes. ResortDeck SeaSalt is always an excellent choice as it looks like a silvered off hardwood and works with all palettes. QwickBuild is also excellent for building stairs efficiently, and the trim boards used on the stair risers ensure fast install, and a quality result.





TILES ON
QWICKBUILD



MINERAL
MIST TILES

RESORTDECK
HAVANA

HOUSE 3




HOUSE 5



RESORTDECK
STORM



HOUSE 4



Maximise your outdoor living space with Outdure

DURABLE AND
LOW MAINTENANCE
UV & moisture resistant products

INNOVATIVE & STYLISH
High-quality tiles, turf and decking
ranges in on-trend colours/finishes

ECO-CONSCIOUS
95% recycled, recyclable decking
+ Green Star rated QwickBuild framing

INDOOR-OUTDOOR FLOW
Achieve a level, flush-finish between
interior floor - exterior deck levels

DESIGN SERVICE, QS &
INSTALLATION SUPPORT
Custom board, tile & frame layouts
to suit deck height and substrate
+ construction drawings if required



VERSATILITY
Solutions for all outdoor projects

STRAIGHT, STABLE & LEVEL
Great homes have a strong structure,
the same applies to the outdoor areas

FAST & EASY TO INSTALL

*"Outdure's QwickBuild system
is really low maintenance and
doesn't rot like timber frames,
so you know it is going to last"*

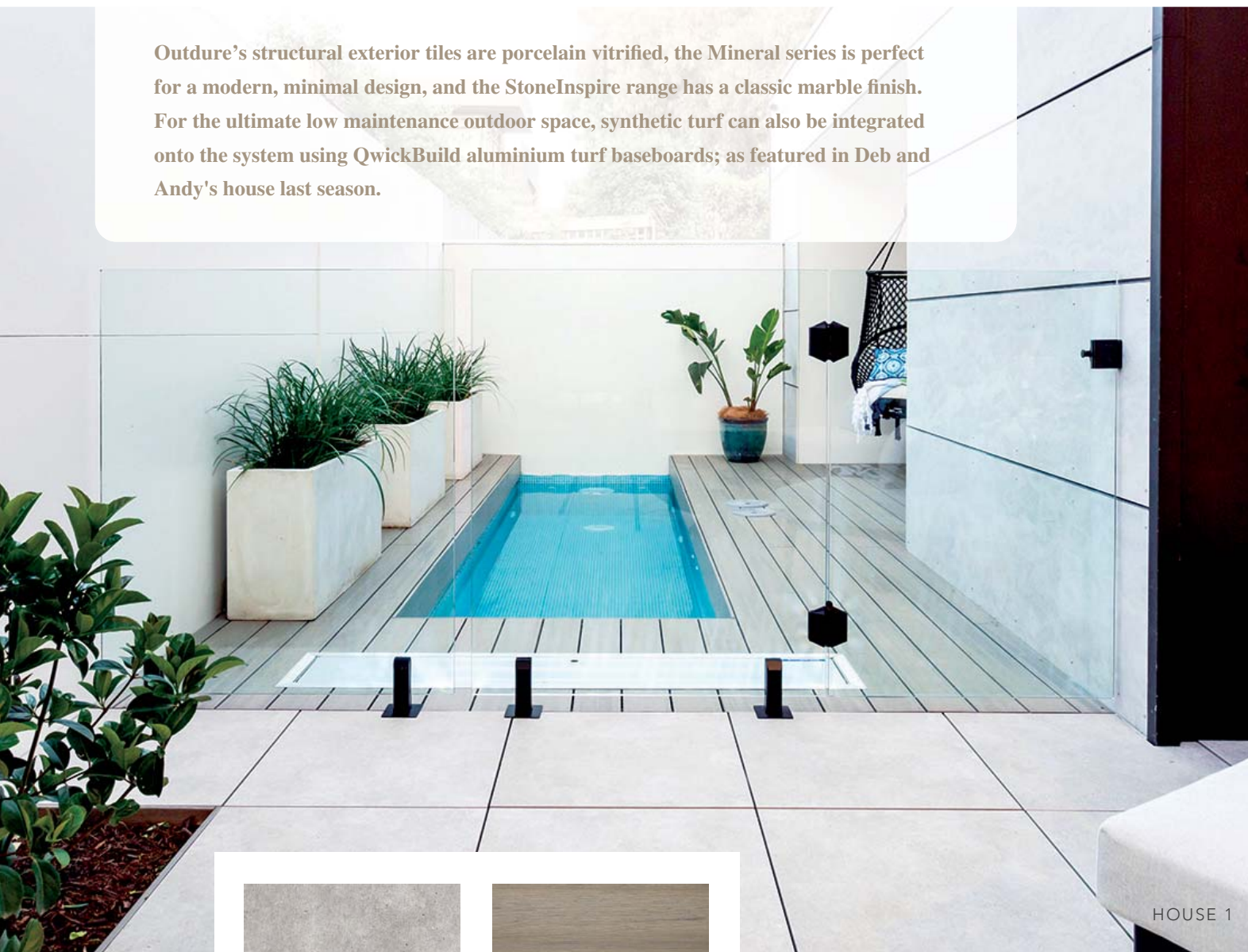
ANDREW HOPKINS
CONSTRUCTION



BACK COURTYARD DESIGN TIPS

These beautiful outdoor rooms were the last areas to complete making it one of the most grueling weeks on The Block. Like the front entrance decks, Outdure's QwickBuild aluminium framing system was at the heart of supporting each contestant's courtyard space. Given the ease and speed that QwickBuild can be installed, it meant finishing each ambitious project in record time was possible and it also allowed the contestants design flexibility and the ability to easily create that critical indoor-outdoor flow for added value on auction day.

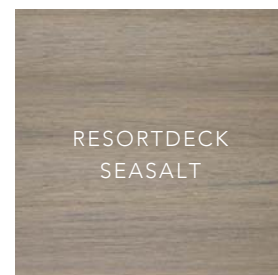
Outdure's structural exterior tiles are porcelain vitrified, the Mineral series is perfect for a modern, minimal design, and the StoneInspire range has a classic marble finish. For the ultimate low maintenance outdoor space, synthetic turf can also be integrated onto the system using QwickBuild aluminium turf baseboards; as featured in Deb and Andy's house last season.



HOUSE 1



MINERAL
OASIS TILES



RESORTDECK
SEASALT

GET THE LOOK

HARRY & TASH - HOUSE 1

In keeping with the front of their 1920's home, Harry and Tash opted for a 'tile deck' extending from the inside living area, with ResortDeck for the pool. Normally when creating a paved area over ground, leveling of the soil is required – with time and budget constraints, a fast and easy solution was vital. Because QwickBuild joists and bearers are made from structural aluminium it spans further than timber so fewer footings and supports are required, plus the pavers simply fasten onto the frames so no grout is needed.


SARAH & GEORGE - HOUSE 2

With a built-in BBQ, pizza oven, planters and curved seats the eclectic design also included mosaic tiles, all installed on QwickBuild. The on-trend organic shapes used the QwickBuild Smooth Curve profile with the boards cut to fit. The warm grey tones of ResortDeck Seasalt look like a silvered-off hardwood but it's free of splinters and nails making it perfect for families.


Every great home starts with a strong foundation – The same applies for the outdoor spaces...

DANIEL & JADE - HOUSE 3

The side courtyard design features a clever tile insert in the deck to define the lounge. The indoor-outdoor flow is again maximised with the large ResortDeck. The recycled boards are perfect leading down to the pool as they are capped in a moisture-resistant layer. The benefits of using QwickBuild in this kind of design include multi-surface integration and its moisture-proof properties that ensure a perfectly straight deck for years to come with no risk of rotting or warping like a traditional timber sub-frame.



HOUSE 4



HOUSE 2

STONE INSPIRE
RIVER TILES



QWICKBUILD

MORE TIPS FROM THE BACK COURTYARDS...

LUKE & JASMIN - HOUSE 4

With a daybed and water feature as their key focal point in their 1910s courtyard, Luke and Jasmin expertly created numerous zones. ResortDeck Seasalt was selected as it blended naturally and pulled all the different spaces together.


House 4 showcases the versatility of QwickBuild, from how the system can be used for decks of all heights and how it gives design flexibility as seen with the curved main deck featuring metal fascia.



*“It looks incredible –
Just what we envisioned”*

JIMMY & TAM - HOUSE 5

The Palm Spring styling was continued throughout to the back courtyard area. ResortDeck recycled boards in SeaSalt were chosen for the main deck to complement their pastel hue accents and retro design features. Mineral Tiles were also used around the pool area, with the extra added bonus of having a high non-slip rating. As with all houses, QwickBuild was used as the sub-frame.



*“I loved working with the decking
colour range for my mood boards”*

LUKE & JASMIN – HOUSE 4

Getting started on your decking project

FOR MORE INFORMATION INCLUDING
WHERE TO BUY, SAMPLES, DESIGN & QUOTE:

CALL AUS: 1800 954 245 NZ: 0800 77 88 77

www.outdure.com