

INSIDE OUT: FOUR CREATIVE OUTDOOR DECKING IDEAS

OUTDOOR DECKING INSPIRATION



 **OUTDURE®**

/// OUTDURE®

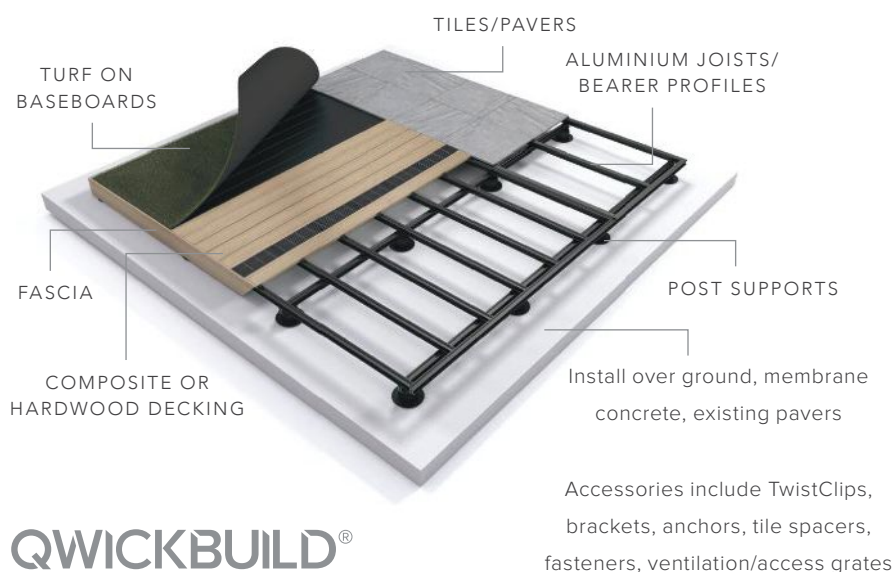
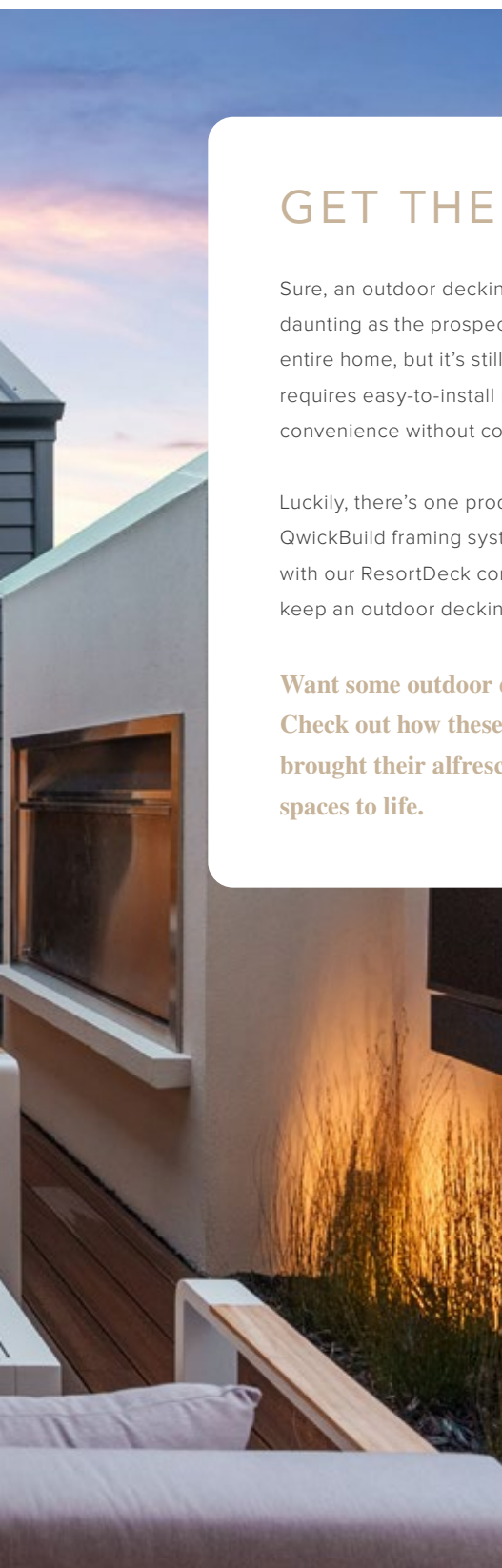



GET THE LOOK

Sure, an outdoor decking project isn't as daunting as the prospect of renovating an entire home, but it's still a big task - one that requires easy-to-install materials that maximise convenience without compromising quality.

Luckily, there's one product up to the task: our QwickBuild framing system, which, combined with our ResortDeck composite decking, can keep an outdoor decking project to a weekend.

Want some outdoor decking inspiration? Check out how these four DIY-er couples brought their alfresco entertaining spaces to life.

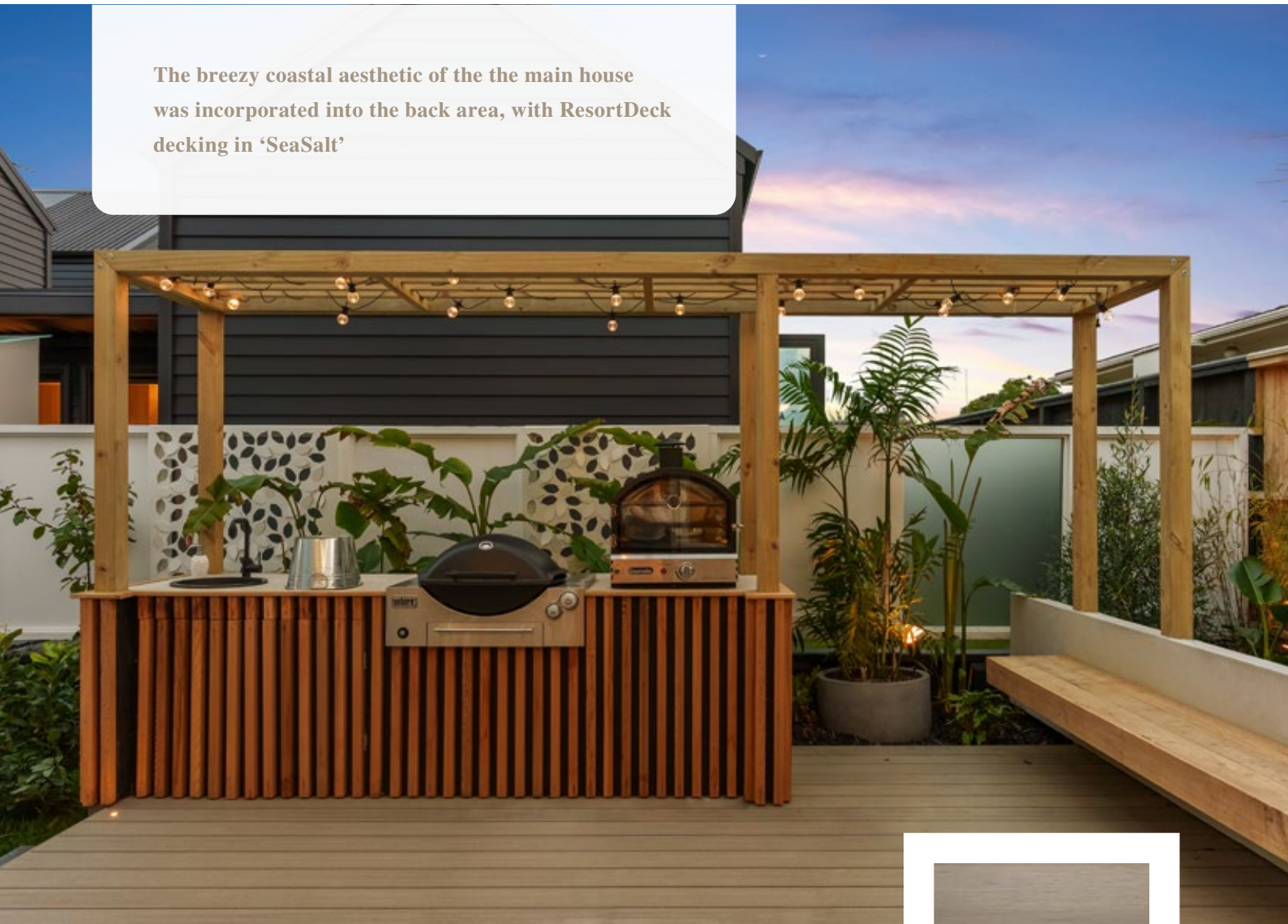


RELAXED COASTAL VIBES

These clients first met in the Army, so resourcefulness comes second nature to them both. In a DIY deck setting, that meant creating a multi-purpose space that can accommodate a gathering yet still feel cosy on quiet nights at home.

Luckily, Qwickbuild's easy-to-use frame can be set up in record time, making creating an outdoor space a weekend job (with spare time to relax). To take advantage of the space surrounding the main house, our clients used QwickBuild to create a small front verandah, which was balanced by a back pergola.

The breezy coastal aesthetic of the the main house was incorporated into the back area, with ResortDeck decking in 'SeaSalt'



RESORTDECK
SEASALT

The breezy coastal aesthetic of the the main house was incorporated into the back area, with ResortDeck decking in 'SeaSalt', as well as an outdoor kitchen with BBQ and sink, and a spacious lounge area with plenty of room to entertain or stretch out and relax. The small patch of ground running along the side of the back pergola was saved from being wasted space, with the pair transforming it into a veggie patch - so ingredients to cook up a storm for friends are always close at hand!



“QwickBuild’s easy-to-use frame can be set up in record time, making creating an outdoor space a weekend job.”

FAST & EASY TO INSTALL WITH MINIMAL WASTE

Durable decking solutions for all outdoor projects. Quick and easy to install.

Laying the system is so quick & easy to install.

“It’s great it is so versatile – multi-surfaces, heights and substrates”

PUTTING UP A FRONT

The focus for our clients was on their small front yard, which they transformed into an inviting deck with a QwickBuild frame and ResortDeck in 'Storm'. To ensure a flush finish from the front door, as well as a secure foundation for the front steps, the frame had to be constructed at various levels off the ground.

QwickBuild aluminium profiles come in a range of sizes to suit all deck heights, from ultra low to over 3 metres. The frame also doesn't buckle over time, affording an easy solution to maintaining a comfortable indoor-outdoor flow.




RESORTDECK
STORM

Even with the challenge of differing levels, QwickBuild's aluminium base means that when decking is fixed on it, it won't buckle as a timber frame might over time. For the clients this added assurance, this was important because the deck was intended to be an extension of the indoor living areas, so needed to withstand heavy foot traffic for years to come.

“Even with the challenge of differing levels, QwickBuild's aluminium base won't buckle as a timber frame might over time.”

The L-shape deck continued around the front and down the right side of the house to maximise space, with the side extension housing the all-important BBQ area. The front half of the deck comfortably houses a large communal picnic table perfect for lazy Sunday lunches or evening wind-downs.

Semi-transparent fencing was added around the deck as a final security touch and to offer a sense of privacy without completely blocking out the views in front.



PERFECTLY STRAIGHT & LEVEL, MOISTURE RESISTANT MATERIALS

Nothing beats working with straight, level, durable materials.

“Timber frames warp and buckle and so you can never guarantee it will be straight, but Qwickbuild ensures it will be perfectly straight today and will still be straight in years to come.”

Given it is aluminium it won't rot – it just makes sense to have moisture resistant materials around pools and low to the ground where it is damp - you don't have to worry about it rotting. Maintenance short-term and long-term will be exceptionally low which is fantastic for the new homeowner!



Outdoor Deck Inspiration with Outdure

DURABLE AND LOW MAINTENANCE

UV & moisture resistant products

INNOVATIVE & STYLISH
High-quality tiles, turf and decking
ranges in on-trend colours/finishes

ECO-CONSCIOUS
95% recycled, recyclable decking
+ Green Star rated QwickBuild framing

INDOOR-OUTDOOR FLOW
Achieve a level, flush-finish between
interior floor - exterior deck levels

DESIGN SERVICE, QS &
INSTALLATION SUPPORT
Custom board, tile & frame layouts
to suit deck height and substrate
+ construction drawings if required



VERSATILITY
Solutions for all outdoor projects

STRAIGHT, STABLE & LEVEL
Great homes have a strong structure,
the same applies to the outdoor areas

FAST & EASY TO INSTALL

*"Outdure's QwickBuild system
is really low maintenance and
doesn't rot like timber frames,
so you know it is going to last"*

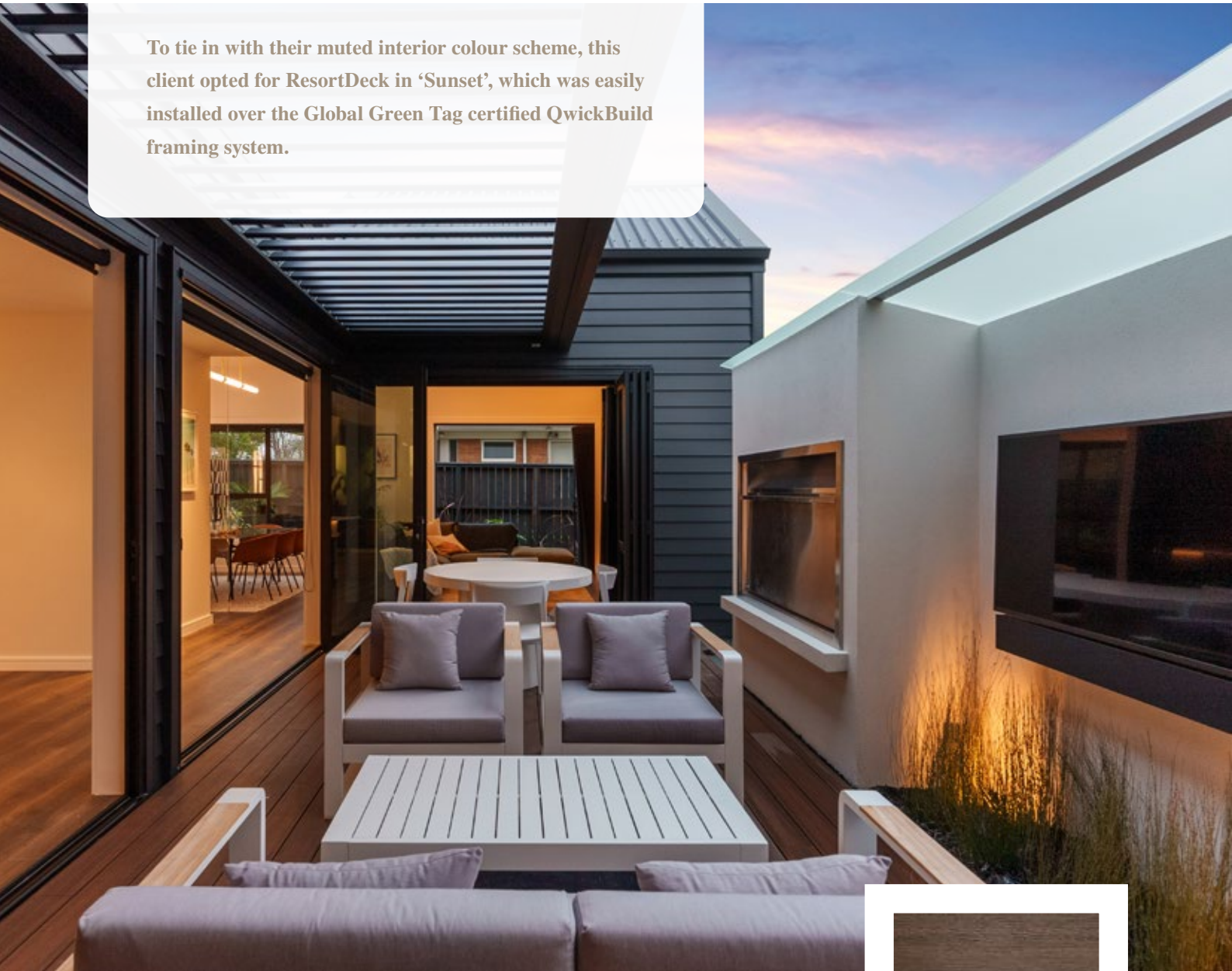
ANDREW HOPKINS
CONSTRUCTION



MODERN OUTDOOR ELEGANCE

QuickBuild and ResortDeck are ideal for projects of any size, demonstrated in the outdoor areas of this sleek, modern home. The client needed a seamless design solution for an elevated walkway to the front door, a back deck that flowed from the main indoor area and a small step to ease the height transition from indoors to the back lawn.

To tie in with their muted interior colour scheme, this client opted for ResortDeck in 'Sunset', which was easily installed over the Global Green Tag certified QwickBuild framing system.



RESORTDECK
SUNSET

Despite having a building background, the client still appreciated the ease of installation without compromising the quality of materials. "Love the hidden fixings so I don't have to screw things down," he says. The QwickBuild aluminium profiles have a flat edge to 'top fix' hardwood decking boards onto, while the profile is rotated with the channel edge up for composite decking boards and fixed with a hidden twist clip.

"When the bi-fold doors to the deck are open it's hard to tell where the inside ends and outdoor begins."

The privacy wall that runs along the far end of the deck creates a cosy ambiance and offers protection from the elements to ensure the deck is an inviting space even in the cooler months. The addition of the flat-screen TV and warm lighting means that when the bi-fold doors to the deck are open it's hard to tell where the inside ends and outdoor begins. A great space for entertaining all year round.



FLUSH LEVEL FINISH FOR INDOOR/OUTDOOR FLOW

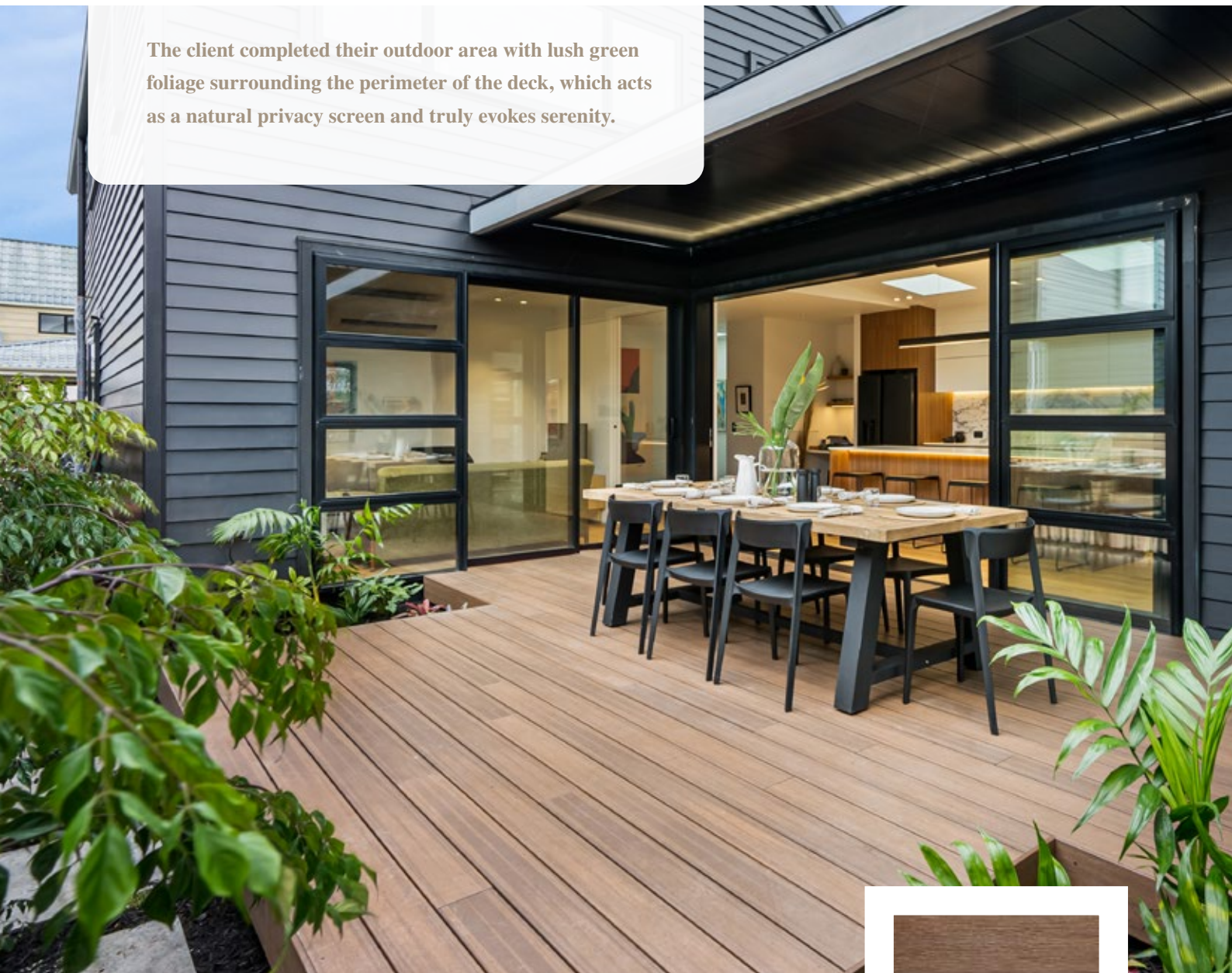
A big benefit of Outdure's system is it makes it easy to create a level indoor/outdoor flow. There is no step up when coming into the house - it's a perfect flush finish, it makes it safe and adds value to the home.

"We wanted this to be an extension of our home, so this was a perfect solution to create that flush finish"

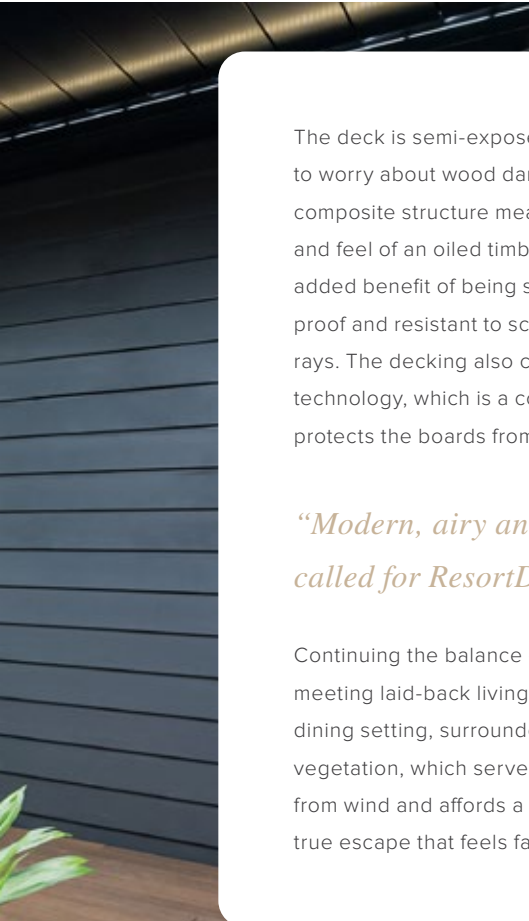
CLOSE TO NATURE

Modern, airy and earthy vibes called for ResortDeck in 'Havana', when it came time for this client to design their dream back deck. The hue, one of six finishes available in the ResortDeck range, perfectly complements a contemporary, natural aesthetic they sought to achieve throughout their house.

The client completed their outdoor area with lush green foliage surrounding the perimeter of the deck, which acts as a natural privacy screen and truly evokes serenity.





RESORTDECK
HAVANA



The deck is semi-exposed, but there's no need to worry about wood damage. The ResortDeck composite structure means they get the look and feel of an oiled timber deck with the added benefit of being splinter free, termite-proof and resistant to scratch, fade and UV rays. The decking also comes with UltraShield technology, which is a co-extruded polymer that protects the boards from moisture.

“Modern, airy and earthy vibes called for ResortDeck in ‘Havana’”

Continuing the balance of modern comfort meeting laid-back living is a metal and wood dining setting, surrounded on all sides by lush vegetation, which serves as a protective barrier from wind and affords a sense of privacy - a true escape that feels far away from suburbia.



DESIGN FLEXIBILITY

Outdure's QwickBuild framing system is very versatile it supports hardwood, and composite decking, tiles or synthetic turf, so "I can easily achieve my perfect look and maximise the spaces – first impressions count!"

“I can't believe the flexibility of Outdure's system – while we have chosen ResortDeck, we could have picked tiles or turf, it is so easy to lay the ResortDeck – it is amazing”



OUTDURE®

EXTERIOR SURFACE RANGES:

RESORTDECK With UltraShield
Six natural matte colour finishes

CASADECK
MixDure matte colour technology

EXTERIOR TILE RANGES
Structural porcelain vitrified tiles

ULTRAPLUSH TURF
Durable, easy-care synthetic grass




EXTERIOR FLOORING SYSTEM:

QWICKBUILD
Aluminium Framing System
Supports & integrates with:

- Composite decking
- Hardwood decking
- Structural exterior tiles
- Turf on baseboards
- A combination

PEDESTALS
QWICKCLIP TWISTS
QWICKGRATES

FOR MORE INFORMATION
AUS: 1800 722 465
NZ: 0800 77 88 77
www.outdure.com

 @OUTDURELIVING
 @OUTDURE
 @OUTDURE